

[Public Use Files](#)

 Public Use Files

Available Data Files

- [▶ NETSTAT Report](#)
- [▶ Hearing Office Workload Data](#)
- [▶ ALJ Disposition Data](#)
- [▶ Hearing Office Dispositions Per ALJ Per Day Rate Ranking Report](#)
- [▶ Hearing Office Average Processing Time Ranking Report](#)
- [▶ Hearings Held In-Person or Via Video Conferencing](#)
- [▶ Data Dictionary](#)

Hearing Office Average Processing Time Ranking Report

FY 2010 (Through 06/25/2010)





A ranking of the 144 ODAR hearing offices by the average number of days until final disposition of the hearing request. The average shown will be a combined average for all cases completed in that hearing office. Users will be able determine where a particular hearing office stands among the total with respect to this workload category.

 This data is also available in XML format by clicking on the XML icon

 This data is also available in PDF format by clicking on the PDF icon

Click arrows next to headers to sort in Ascending or Descending order.

National Ranking Report
By Average Processing Time
Fiscal YTD Ending: 06/25/2010
Workdays: 186

Rank 	Hearing Office 	Region 	Processing Time 
1	MIDDLESBORO, KY	04	261
2	SAN JUAN, PR	02	272
3	HUNTINGTON, WV	03	273
4	KINGSPORT, TN	04	274
5	FORT WORTH, TX	06	292
6	BROOKLYN, NY	02	293
7	ELKINS PARK, PA	03	308
8	DOVER, DE	03	309
8	DALLAS (N), TX	06	309
10	PONCE, PR	02	311
11	HARRISBURG, PA	03	316
12	SAN ANTONIO, TX	06	323
12	NEW ORLEANS, LA	06	323
14	CHARLOTTESVILLE, VA	03	335
15	RICHMOND, VA	03	338

16	PORTLAND, ME	01	341
17	SPOKANE, WA	10	342
18	DALLAS (DT), TX	06	343
19	NORFOLK, VA	03	344
20	ALEXANDRIA, LA	06	346
21	FORT SMITH, AR	06	347
22	PHILADELPHIA (E), PA	03	348
23	LONG BEACH, CA	09	349
24	PHILADELPHIA, PA	03	352
24	HOUSTON, TX	06	352
26	SHREVEPORT, LA	06	356
27	MAYAGUEZ, PR	02	359
28	HARTFORD, CT	01	361
28	OKLAHOMA CITY, OK	06	361
30	JERICO, NY	02	363
30	SEVEN FIELDS, PA	03	363
32	LOS ANGELES (DT), CA	09	368
33	CHARLESTON, WV	03	369
34	GREENVILLE, SC	04	370
34	SAN JOSE, CA	09	370
36	METAIRIE, LA	06	375
37	HONOLULU, HI	09	376
37	SALT LAKE CITY, UT	08	376
39	HOUSTON (DT), TX	06	380
40	CREVE COEUR, MO	07	384
41	CHARLOTTE, NC	04	387
42	BOSTON, MA	01	390
42	SAN RAFAEL, CA	09	390
44	SAVANNAH, GA	04	392
45	TULSA, OK	06	393
46	STOCKTON, CA	09	395
47	MORGANTOWN, WV	03	398
48	W. DES MOINES, IA	07	399
49	MCALESTER, OK	06	400
50	SAN BERNARDINO, CA	09	401
51	HATTIESBURG, MS	04	402

51	SPRINGFIELD, MA	01	402
53	LITTLE ROCK, AR	06	406
53	SAN FRANCISCO, CA	09	406
55	EVANSVILLE, IN	05	407
56	QUEENS, NY	02	408
56	FORT LAUDERDALE, FL	04	408
56	WILKES-BARRE, PA	03	408
59	SANTA BARBARA, CA	09	409
60	SACRAMENTO, CA	09	410
61	ALBANY, NY	02	412
62	MANCHESTER, NH	01	413
62	ORANGE, CA	09	413
64	PADUCAH, KY	04	414
65	ROCHESTER, NY	02	416
65	BILLINGS, MT	08	416
67	WHITE PLAINS, NY	02	421
67	MACON, GA	04	421
69	CHATTANOOGA, TN	04	427
69	LEXINGTON, KY	04	427
71	KNOXVILLE, TN	04	428
72	FARGO,ND	08	431
73	EVANSTON, IL	05	432
74	RALEIGH, NC	04	433
74	TUCSON, AZ	09	433
76	NEW HAVEN, CT	01	434
77	BALTIMORE, MD	03	436
77	LOS ANGELES (W), CA	09	436
79	WICHITA, KS	07	438
79	LAS VEGAS, NV	09	438
81	PROVIDENCE, RI	01	440
82	NEW YORK, NY	02	442
82	ALBUQUERQUE, NM	06	442
84	SEATTLE, WA	10	444
85	ATLANTA N., GA	04	445
86	DOWNEY, CA	09	446
87	JACKSON,MS	04	450

88	EUGENE, OR	10	452
89	MOBILE, AL	04	453
90	GREENSBORO, NC	04	455
91	ORLANDO, FL	04	459
92	ST. LOUIS, MO	07	466
93	PASADENA, CA	09	469
93	TUPELO, MS	04	469
95	FLINT, MI	05	471
95	JACKSONVILLE, FL	04	471
95	TAMPA, FL	04	471
95	COLORADO SPR, CO	08	471
99	SAN DIEGO, CA	09	472
100	PHOENIX, AZ	09	474
100	ROANOKE, VA	03	474
102	NASHVILLE, TN	04	477
103	WASHINGTON, DC	03	479
104	FLORENCE, AL	04	481
104	OAKLAND, CA	09	481
106	PITTSBURGH, PA	03	482
107	ATLANTA, GA	04	485
108	OAK BROOK, IL	05	490
109	DENVER, CO	08	492
110	FRESNO, CA	09	495
111	NEWARK, NJ	02	499
112	ORLAND PARK, IL	05	500
113	JOHNSTOWN, PA	03	501
114	MEMPHIS, TN	04	503
115	VOORHEES, NJ	02	506
116	LOUISVILLE, KY	04	508
116	PORTLAND, OR	10	508
118	SYRACUSE, NY	02	509
119	MONTGOMERY, AL	04	511
120	COLUMBIA, SC	04	514
120	CINCINNATI, OH	05	514
122	SPRINGFIELD, MO	07	520
123	PEORIA, IL	05	521

124	BIRMINGHAM, AL	04	522
124	MILWAUKEE, WI	05	522
126	CHICAGO, IL	05	524
127	FORT WAYNE, IN	05	535
128	KANSAS CITY, MO	07	537
129	GRAND RAPIDS, MI	05	541
129	MIAMI, FL	04	541
131	INDIANAPOLIS, IN	05	545
132	CHARLESTON, SC	04	546
133	CLEVELAND, OH	05	547
134	OMAHA, NE	07	548
135	BRONX, NY	02	549
136	MINNEAPOLIS, MN	05	551
137	OAK PARK, MI	05	566
138	DETROIT, MI	05	568
139	BUFFALO, NY	02	575
140	MADISON, WI	05	582
141	LANSING, MI	05	589
142	DAYTON, OH	05	606
143	ANCHORAGE, AK	10	628
144	COLUMBUS, OH	05	630

Disclaimer: These data are being made publicly available for research purposes. Any findings and conclusions derived from analyses of these data are attributable to the researcher(s) and do not reflect those of the Social Security Administration.